

GENEALOGY II FAMILY KNOWLEDGE (& SOURCES)

All family trees are based on family knowledge, and proved using public records.

STAGE 1:²

Collect Up B, M, D, Occupations, Residences, Memories, Family Legends.

STAGE 3: Family generated records

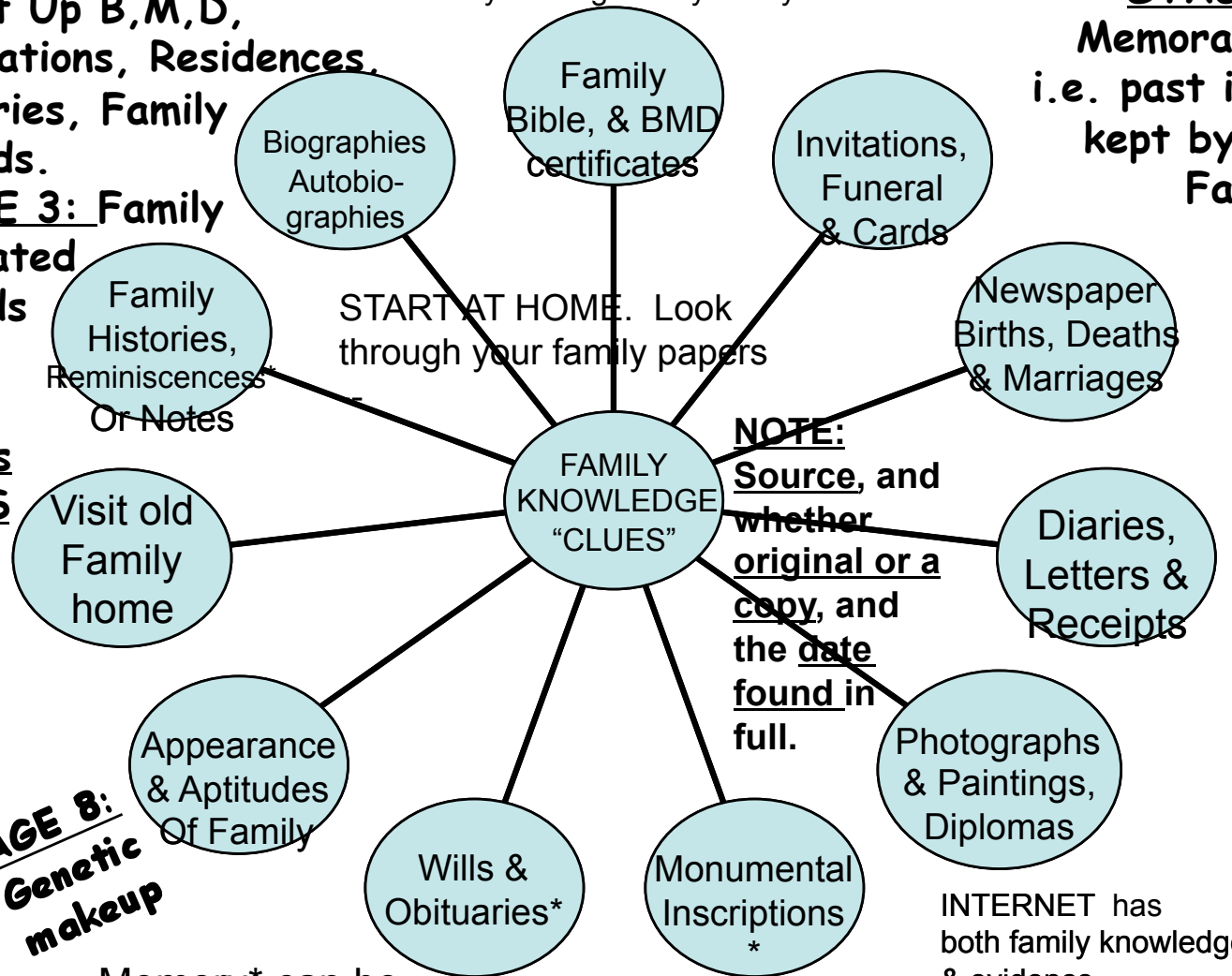
Use as CLUES

**=STAGE 8:
i.e. Genetic makeup**

NZ Cyclopedia, NZ BMD certificates, & British census have secondary detail given by family. i.e. CLUES

STAGE 2:

Memorabilia³ [Photograph or i.e. past items kept by The Family. Make Copies or scan]



Memory* can be Unreliable BUT it is better than not having it, i.e. it may need unravelling.

INTERNET has both family knowledge & evidence

Visit/Write

1. Relatives & Give copy of Family Tree. And Ask for Addresses of cousins
2. Unknown Cousins Found via family or Research, & Give copy of Family Tree
3. Other Researchers Found via GRD (Make 'FINDS' Into Friends & Accept as Family)

FACETS

GENEALOGY II RESEARCH: INTERVIEWING RELATIVES

Things to Consider

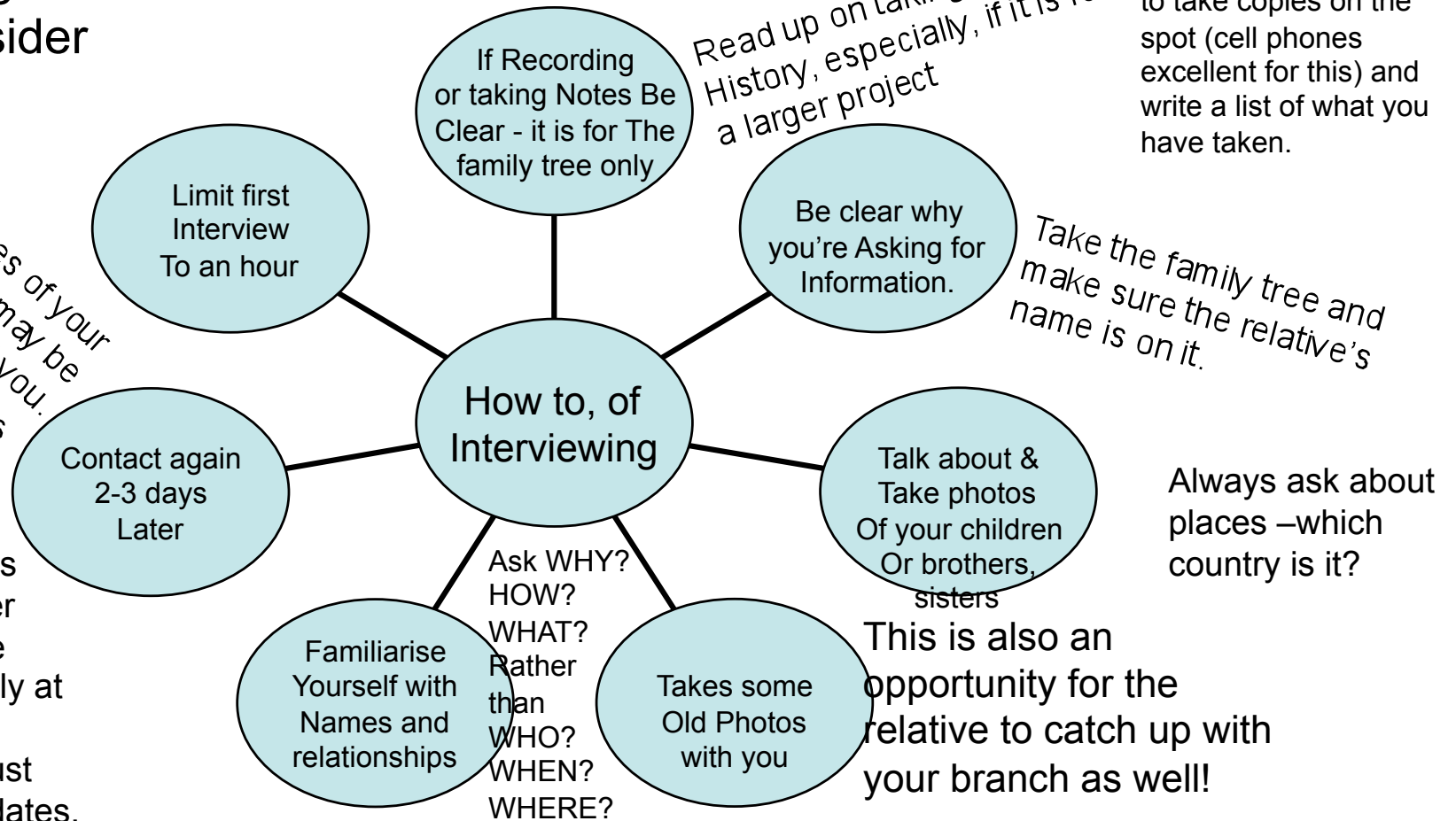
Respect any wishes of your relative. There may be things s/he will not tell you.

Allows memories to surface

Once contact is made, consider keeping up the contact possibly at Christmas, or birthdays, or just family tree updates. This is your relative!

Do your interviews as soon as possible. A person at age 50 may remember more than at age 90.

About the relative's photos and documents – ask to see them. Try to take copies on the spot (cell phones excellent for this) and write a list of what you have taken.



GENEALOGY II

RESEARCH: INTERVIEWING RELATIVES #2

QUESTIONS

Clearest memories?

Arrival N.Z.?
When? Why?
Where from?

Were you ever
Influenced?

Family Home/s?

Clubs? Sport/s?

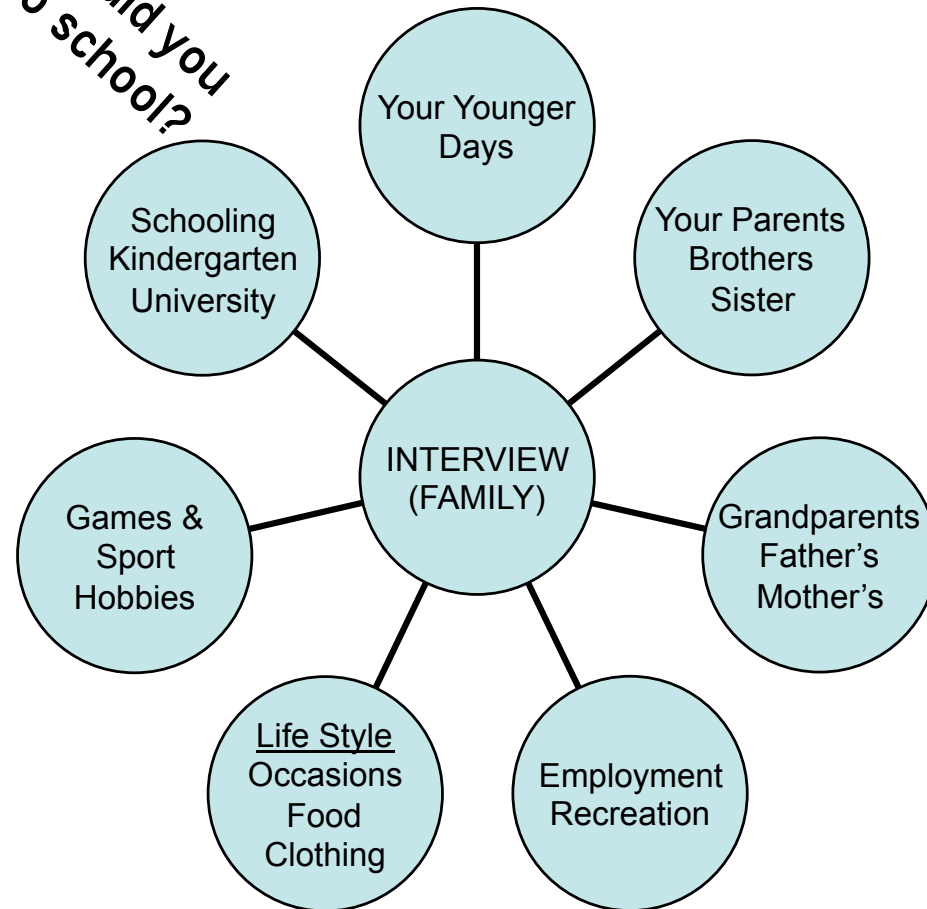
Pets? How got?
Losing them?

Something good?

Something bad?

Any Difficulties?

*How did you
get to school?*



THEIR FIRST

TV

Car

Radio

Computer

Telephone

Cell Phone

Dishwasher

Washing Machine

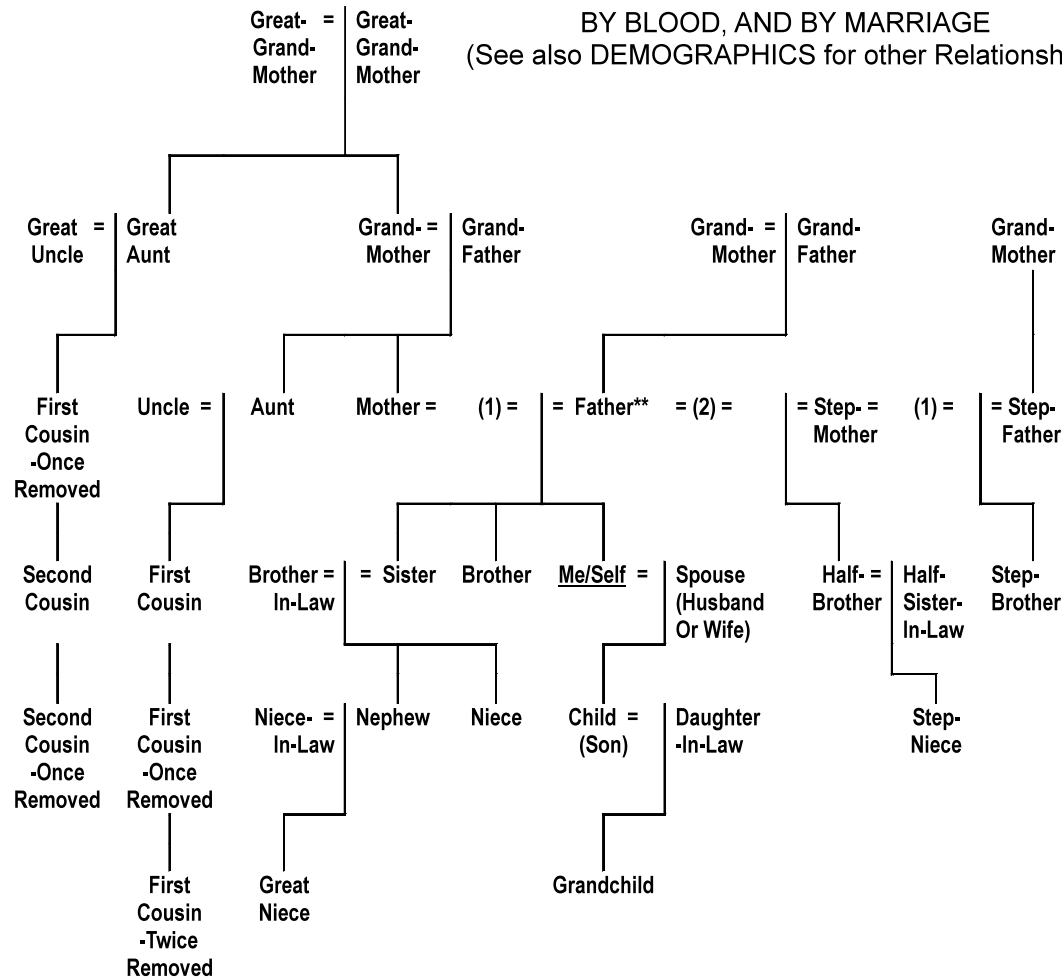
Day/s at School

Day/s at Work

OUTSTANDING
MEMORIES OR
ACHIEVEMENTS

GENEALOGY II FAMILY: RELATIONSHIPS (to Me/Self)

Chart showing the possible relationships of family.



This chart is a guide only. All are related to Me/Self (centre). Male and Females are interchangeable --

The Brother, Sister, First Cousin, Second Cousin level/generation is important. Another generation back gives a Third Cousin, and another gives Fourth Cousin, etc

**A person remarrying can have children who are half-brothers or sisters to those of the first marriage. The children of a former (or future) marriage partner become step-brothers and sisters.⁵¹

Removed refers to a generation removed.