

# GENEALOGY IV OFFICIAL SOURCES

To prove the births, marriages and deaths on the family tree

This Page is based on Wall Chart<sup>7</sup>

Some records, e.g. NZ Cyclopedia, NZ BMD certificates, & British census have secondary detail given by family. i.e. CLUES

=STAGE 6: Helps further the search

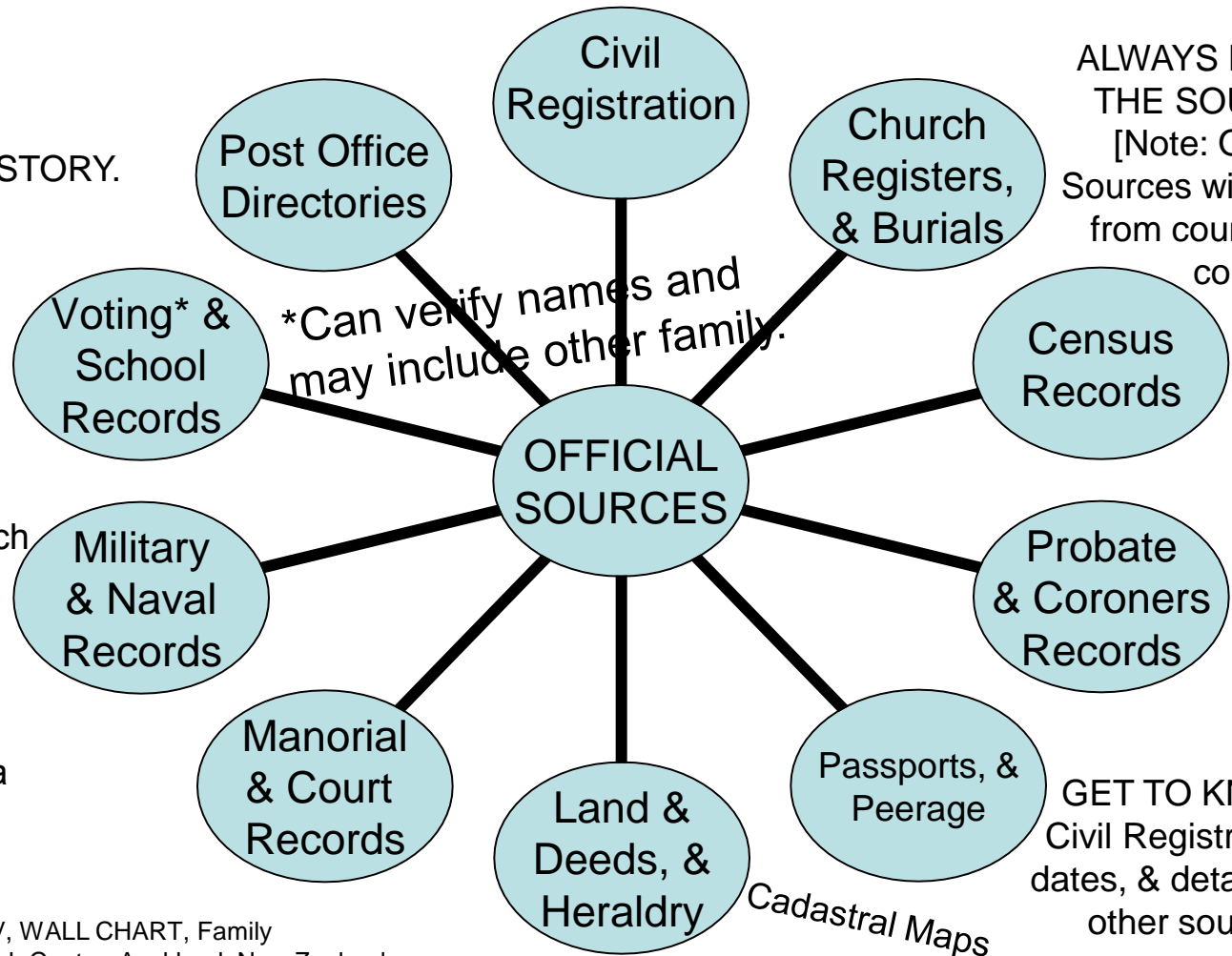
## STAGE 4:

To prove  
B,M,D.

THIS IS FAMILY HISTORY.

Always

1. Verify names. --
2. Focus primarily on B,M,D. records.
3. Use all other sources as CLUES to 'narrow' the search to find B,M,D.
4. Collect occupations, residences, events, etc – the 'fabric' of a family's history, i.e. its identity.



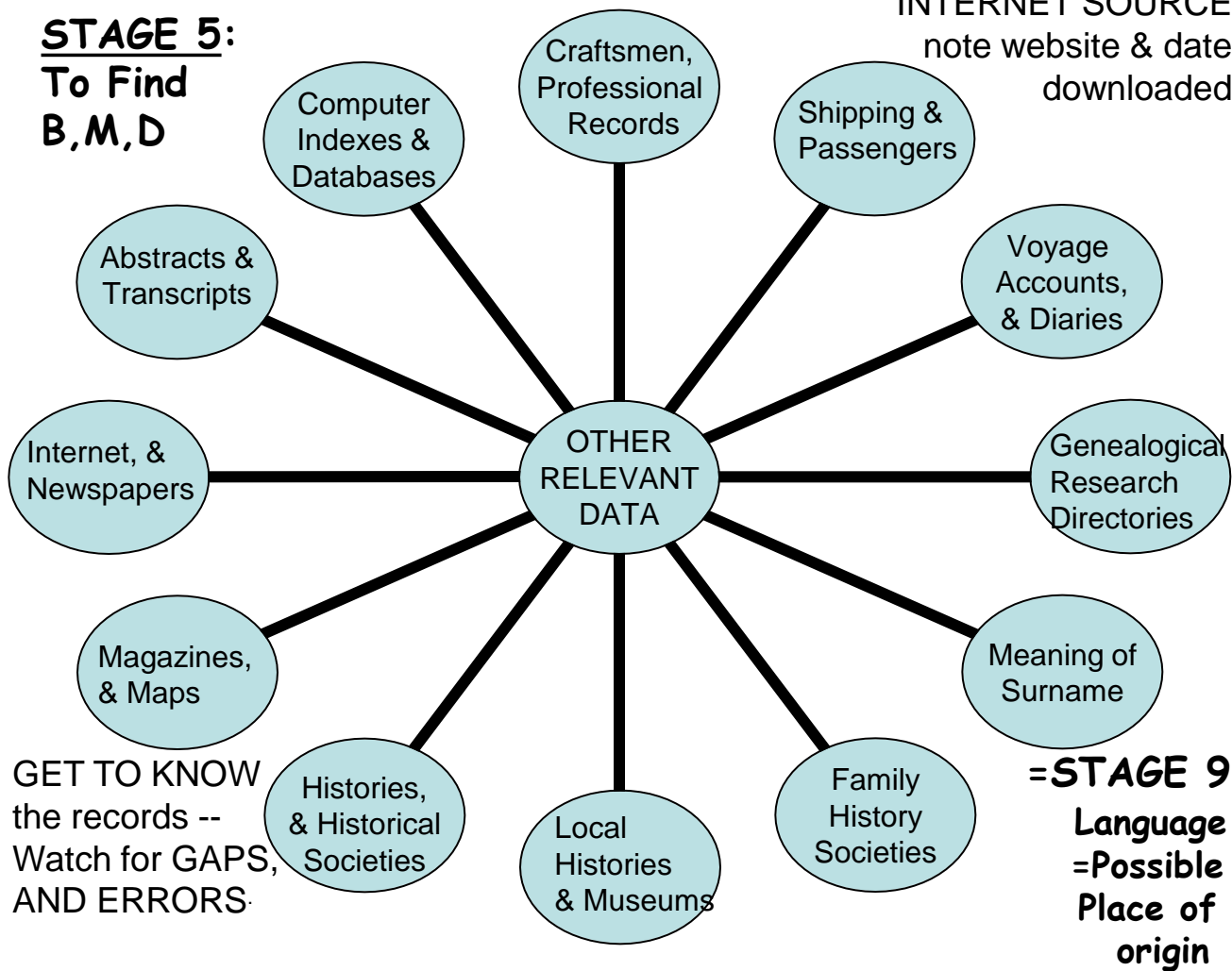
# GENEALOGY IV

## SOURCES: OTHER RELEVANT DATA

To find the births, marriages and deaths to prove the family tree.

This Page is based on Wall Chart (7)

### **STAGE 5:** **To Find** **B,M,D**



INTERNET SOURCE  
note website & date  
downloaded

A NOVICE<sup>9</sup> checks actual names only.

A SEASONED researcher collects all entries (potential cousins)

An EXPERT<sup>9</sup> 'sees' who's about, does surname counts, including variants, and includes all in-laws, and notes anything at all of interest.

INDEXES Old style, versus the computer (Go through the whole book anyway! Not all surnames are indexed.)

[BEWARE wrong transcription of surnames, e.g. Backer for Barker, Slaigh for Marg(are)t, Saymoar for Ferguson.]

GET TO KNOW the records -- Watch for GAPS, AND ERRORS.

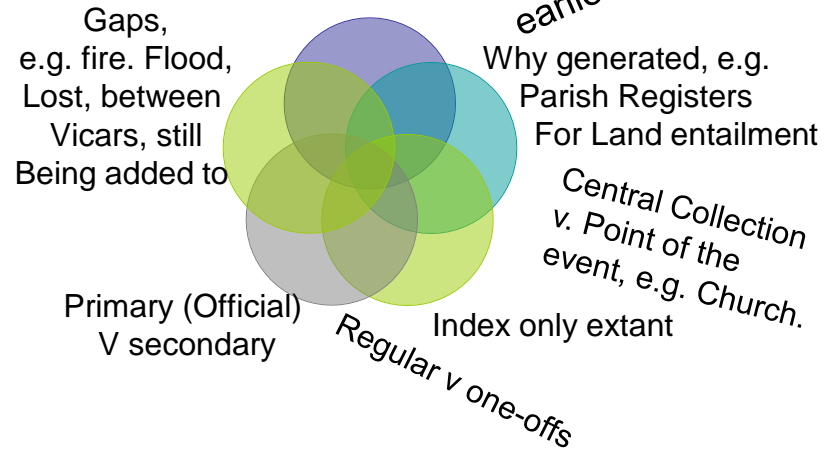
**=STAGE 9**  
**Language**  
**=Possible**  
**Place of**  
**origin**

# GENEALOGY IV

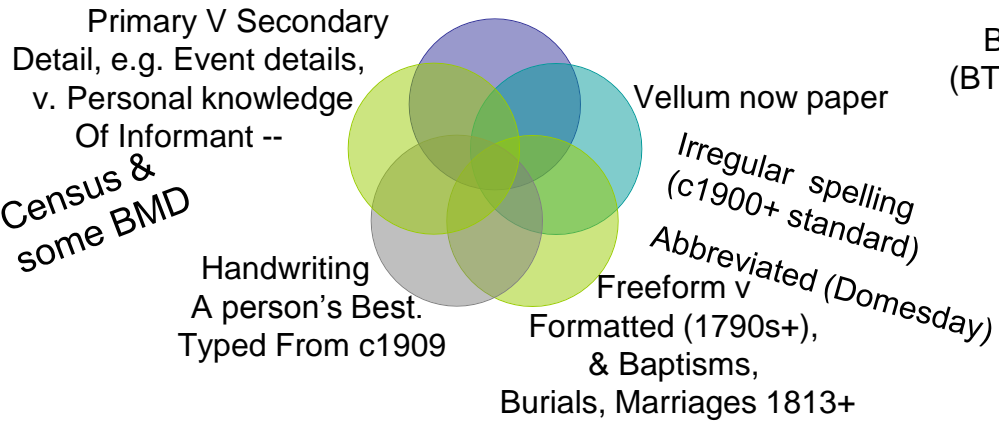
# ABOUT THE RECORDS

Why records are about, and how they are useful.

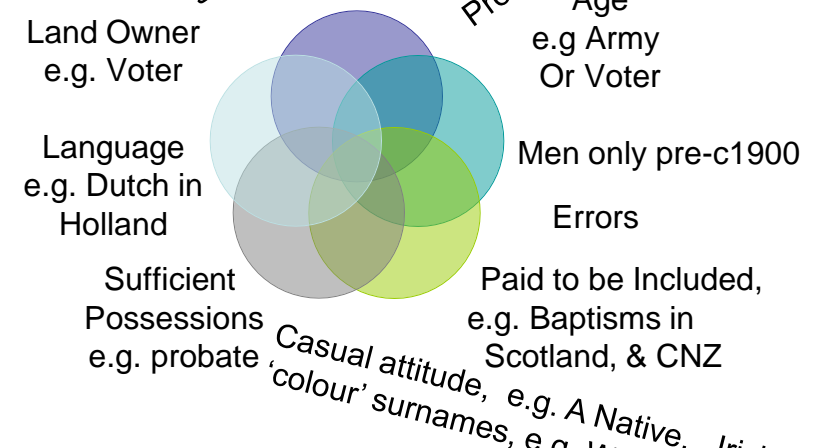
## THE RECORDS Ordinary person: the earlier the fewer records



## STRUCTURE



## LIMITATIONS



## SECONDARY RECORDS

